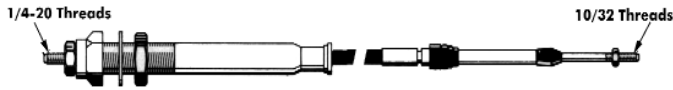


CONTROL CABLES

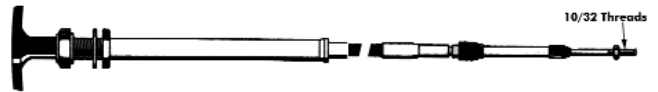
FLEXIBLE THROTTLE CONTROL



These heavy duty push-pull throttle cables have stainless steel housing and core is covered with plastic. Measure cable from end to end to determine length.

Cable Length	Catalog No.	Item No.
8'	17808	307
10'	17810	308
12'	17812	309
14'	17814	310
16'	17816	311

FLEXIBLE SHIFT CONTROL



Same as our Flex Throttle Control Cables, except made with plastic knob for use as dash mounted shift or hand throttle control. Measure cable from end to end to determine length.

Cable Length	Catalog No.	Item No.
8'	17908	312
10'	17910	313
12'	17912	314
14'	17914	315
16'	17916	316

33C CABLE



The 33C Cable has 10/32 threads on both ends. Measure cable from end to end to determine length.

Cable Length	Catalog No.	Item No.
6'	15306	146
7'	15307	147
8'	15308	148
9'	15309	149
10'	15310	150
11'	15311	151
12'	15312	152
13'	15313	153
14'	15314	154
15'	15315	155
16'	15316	156
17'	15317	157
18'	15318	158

43C CABLE



The 43C Cable has 1/4-28 threads on both ends. Measure cable from end to end to determine length.

Cable Length	Catalog No.	Item No.
8'	15408	160
9'	15409	161
10'	15410	162
11'	15411	163
12'	15412	164
13'	15413	165
14'	15414	166
15'	15415	167
16'	15416	168
17'	15417	169
18'	15418	170
19'	15419	171

CABLE CLAMP

STAINLESS STEEL

Securely lock your 33C Cables with this easy to mount stainless steel cable clamp.



Catalog No.	Item No.
15399	159

43BC CABLE



The 43BC Cable has 1/4-28 threads on both ends with a bulk head fitting on one end. Measure cable from end to end to determine length.

Cable Length	Catalog No.	Item No.
10'	38013-10	1239
11'	38013-11	1240
12'	30813-12	1241
13'	38013-13	1242
14'	38013-14	1243
15'	38013-15	1244
16'	38013-16	1245
17'	38013-17	1246
18'	38013-18	1247

STEERING CABLES

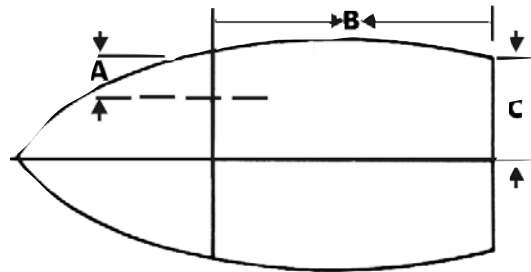
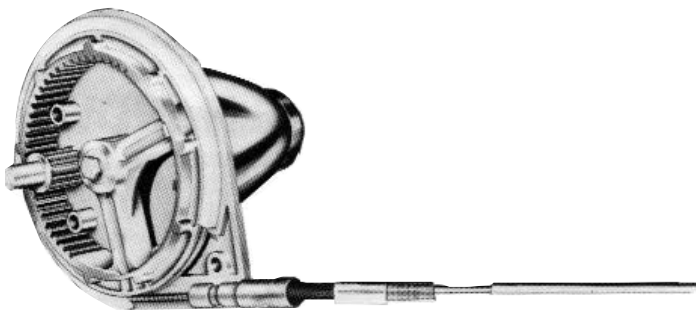
STEERMASTER CABLES

DETERMINING CABLE LENGTH

For Single Motor: Add A, B and C dimensions and deduct 18" from total.

For Dual Motors: Measure as for single and add 1/2 motor spacing distance.

For Inboard and Outdrive Installations: Measure along actual cable routing from centerline of wheel to hook-up point at tiller or steering level. Deduct 18" from total (For Mark III, do not deduct any inches). If resulting measurement is 3" or more over the even foot, order next longer cable.



**SteerMaster Hook Up Kit for Inboard
FOR MARK III ONLY - See Page 62**

STEERMASTER MARK II



STEERMASTER MARK III



Cable - MARK II

Cable - MARK III

Cable Length	Catalog No.	Item No.
9'	203209	437
10'	203210	438
11'	203211	439
12'	203212	440
13'	203213	441
14'	203214	442
15'	203215	443
16'	203216	444
17'	203217	445
18'	203218	446
20'	203220	447

Cable Length	Catalog No.	Item No.
9'	204009	204209
10'	204010	204210
11'	204011	204211
12'	204012	204212
13'	204013	204213
14'	204014	204214
15'	204015	204215
16'	204016	204216
17'	204017	204217
18'	204018	204218
20'	204020	204220


STEERING SYSTEMS

RACK AND PINION STEERING

RACK AND PINION STAINLESS STEEL STEERING KIT



RACK AND PINION STAINLESS STEEL STEERING CABLE



Complete steering systems include cable, 90° helm and a 90° bezel. Systems available from 11' to 20' in 1' increments. System has a 700 lb. maximum working load at the tiller arm.

RACK AND PINION STEERING SYSTEM KIT

Cable Length	Catalog No.	Item No.
11'	206011	206011
12'	206012	206012
13'	206013	206013
14'	206014	206014
15'	206015	206015
16'	206016	206016
17'	206017	206017
18'	206018	206018
19'	206019	206019
20'	206020	206020

RACK AND PINION STEERING CABLE ONLY


Cable Length	Catalog No.	Item No.
11'	206211	206211
12'	206212	206212
13'	206213	206213
14'	206214	206214
15'	206215	206215
16'	206216	206216
17'	206217	206217
18'	206218	206218
19'	206219	206219
20'	206220	206220



TILT HELM

	Catalog No.	Item No.		Catalog No.	Item No.
20° Single	206203	206203	90° Single	206205	206205
20° Twin	206204	206204	90° Twin	206206	206206

TILLER KITS - FITS MK III RACK AND PINION AND ROTARY STEERING ONLY



Can be used for either inboard or outboard installation.



Can be used for inboard installation only.

	Catalog No.	Item No.		Catalog No.	Item No.
Inbd/Outbd Tiller Kit-S.S.	206003	206003	Inboard Tiller Kit	206004	206004
Tube Only - S.S.	206002	206002	Tube Only - S.S.	206002	206002

STEERING SYSTEMS

ROTARY STEERING SYSTEMS



Complete steering systems include cable, 90 ° helm, and a 90° bezel. Systems available from 11' to 20' in 1' increments. System has a 300 lb. maximum working load at the tiller arm.

ROTARY STEERING SYSTEM KIT

Cable Length	Catalog No.	Item No.
11'	207011	207011
12'	207012	207012
13'	207013	207013
14'	207014	207014
15'	207015	207015
16'	207016	207016
17'	207017	207017
18'	207018	207018
19'	207019	207019
20'	207020	207020

ROTARY STEERING SYSTEM CABLE ONLY

Cable Length	Catalog No.	Item No.
11'	207211	207211
12'	207212	207212
13'	207213	207213
14'	207214	207214
15'	207215	207215
16'	207216	207216
17'	207217	207217
18'	207218	207218
19'	207219	207219
20'	207220	207220

ROTARY TILT HELM



	Catalog No.	Item No.
20° Single	207203	207203
20° Twin	207204	207204
90° Single	207205	207205
90° Twin	207206	207206



ROTARY HELM BOOT

	Catalog No.	Item No.
Black	206207	206207
White	207207	207207