


# TORQUE TUBE • CHAIN COUPLINGS

## CHAIN COUPLINGS

CHROME MOLY STEEL, HEAT TREATED



Only the finest material and workmanship go into the manufacturing of this coupling. 50 pitch chain - 14 pitches.  
**SPECIFY ENGINE AND SHAFT SIZE.**

Catalog No.  
32050

Item No.  
767


## JET H-JOINT ASSEMBLY



These 1310 or 1350 series H-Joints have a 1-3/8" 10-spline stub shaft which fit the Berkeley, Jacuzzi and Bay Jet units.

Drive Line Series	Catalog No.	Item No.
1310 - 7-7/16" Long	33744	844
1350 - 8" Long	33743	843

## SHORT TORQUE TUBE



Identical to our custom torque tube assemblies below. The running position length is 10 1/2".

Drive Line Series	Catalog No.	Item No.
1310	33701	834
1350	33705	835

Also available in 13" length:

1350	33713	836
------	-------	-----

## H-JOINT ASSEMBLY



These 1310 H-Joints offer the shortest possible U-Joint assemblies. Only 5 1/2" long.

Drive Line Series	Catalog No.	Item No.
1310	33751	846

## CUSTOM TORQUE TUBE ASSEMBLIES



These are the finest Spicer Tube and U-Joint Assemblies offered in the marine industry. The choice of leading builders of V-drive boats, included in these assemblies are two U-Joints, Spline and Tube. Sizing to your requirements is available. Give dimensions from flange face at engine to flange face at V-drive.

1310 Series		Catalog No.	Item No.
Stock Length	Diameter of Tube		
24"	2 1/2"	33721	837
36"	2 1/2"	33731	839
48"	2 1/2"	33741	841
1350 Series		Catalog No.	Item No.
Stock Length	Diameter of Tube		
24"	3"	33725	838
36"	3"	33735	840
48"	3"	33745	845

# V-DRIVE AND FRONT ENGINE COUPLINGS

## CRANKSHAFT TAKE-OFF WITH V-PULLEY



### STEEL

V-Belt pulley groove is an integral part of this power take-off. Perfect for driving a generator or water pump.

**FOR INTERNALLY BALANCED ENGINES ONLY. WHEN ORDERING SPECIFY ENGINE.**

#### Drive Line

Series	Catalog No.	Item No.
1310	33821	862
1350	33825	863

## CRANKSHAFT TAKE-OFF



### STEEL

Available for most popular automotive engines. Power take-offs used to couple cranking end of engine to drive line.

**FOR INTERNALLY BALANCED ENGINES ONLY. WHEN ORDERING SPECIFY ENGINE.**

#### Drive Line

Series	Catalog No.	Item No.
1310	33811	860
1350	33815	861

## V-DRIVE FLANGE TAKE-OFF



### STEEL

#### Drive Line Series

Bore Size	Catalog No.	Item No.
1"	33911	86416
1-1/8"	33911	86418
1-1/4"	33911	86420
1-3/8"	33911	86422
1"	33915	86516
1-1/8"	33915	86518
1-1/4"	33915	86520
1-3/8"	33915	86522

## BORG WARNER FLANGES



### STEEL

All flanges are 4" in diameter and are for the Borg Warner 71, except for the 864-B which is for a Casale C-500 ONLY.

Description	Catalog No.	Item No.
Male Flange	339-11A	864-A
Male Spicer Flange	339-11B	864-B
Taper Flange Tournament	339-11C	864-C
1-1/8" Male Flange	339-18D	864-D

# COUPLERS • COLLARS • PROP NUTS • KEYS • PINS

## SPLIT SLEEVE COUPLER - STEEL



This type of coupler is used on V-drives with 1" shafts.

Length	O.D.	I.D.	Catalog No.	Item No.
3½" Cad	2"	1"	34251	868
3½" Chrome	2"	1"	34261	869

## SPLIT SAFETY COLLARS - STEEL



Diameter	Catalog No.	Item No.
1" Cad	21051	461
1" Chrome	21061	463
1-1/8" Cad	21058	462
1-1/8" Chrome	21068	464

## SAFETY COLLARS STAINLESS STEEL



These safety collars are used on the rudder shaft and prop shaft.

Diameter	Catalog No.	Item No.
¾"	19434	402
7/8"	19478	403
1"	19401	400
1-1/8"	19418	401

## STRUT COLLARS STAINLESS STEEL



These strut collars are used on propeller shaft ahead of the strut.

Diameter	Catalog No.	Item No.
1"	19481	4001
1-1/8"	19488	4002

## PROP NUT KIT STAINLESS STEEL

Catalog No.	Item No.
29569	723




## COTTER PIN STAINLESS STEEL



Catalog No.	Item No.
29501	722

## PROPELLER NUTS BRASS AND S.S.



Thread Size	Catalog No.	Item No.
¾ x 10 (Brass)	29801	725
Half Nut (S.S.)	29805	726

## LOCKING PROPELLER NUTS STAINLESS STEEL



Thread Size	Catalog No.	Item No.
¾ x 10	29901	727

## PROPELLER KEYS STAINLESS STEEL



Size	Catalog No.	Item No.
1/4 x 1/4	29701	724