

# PUMP COVER PLATES

## OLDSMOBILE PUMP COVER PLATE

### CAST ALUMINUM

Polished water pump cover plate. Ideal for jet installations. Furnished with bolts.

Catalog No.	Item No.
27620	691




## FORD PUMP COVER PLATE

### CAST ALUMINUM

Polished water pump cover plate. Ideal for jet installations. Furnished with bolts.

Catalog No.	Item No.
27820	693



## OLDSMOBILE 455 CAM DRIVEN WATER PUMP COVER PLATE

### CAST ALUMINUM

Pump cover plate is made to use with stock steel timing chain cover. Furnished with cam drive and bolts.

Catalog No.	Item No.
27685	1665




## FORD 460 CAM DRIVEN WATER PUMP COVER PLATE

### CAST ALUMINUM

Pump cover plate is made to use with stock aluminum timing chain cover. Furnished with cam drive and bolts.

Catalog No.	Item No.
27885	1675



# COVER PLATES


## THERMOSTAT COVER PLATES

CAST ALUMINUM

To block off thermostat opening in the intake manifold. Polished finish.


### CHEVROLET

Catalog No. 27027      Item No. 1263



### FORD - 429-460

Catalog No. 27026      Item No. 686



## WATER COVER PLATES

CAST ALUMINUM AND POLISHED  
SOLD BY THE PAIR

### CHEVROLET 265, 283, 327 and 350

Catalog No. 27220      Item No. 688



### CHEVROLET 396, 427 and 454

Catalog No. 27720      Item No. 692



### FORD 390, 406 and 427

Catalog No. 27320      Item No. 689



### PONTIAC 389 and 421

Catalog No. 27420      Item No. 690



# CAVITATION PLATES


## STANDARD CAVITATION PLATES



Our cavitation plates are adjustable and control the ride to individual preferences. Furnished with all necessary equipment for easy mounting. Plates are cad plated steel with bronze chrome plated bosses and stainless steel turnbuckles. Sold per pair.

Length	Width	Transom Angle	Catalog No.	Item No.
18"	9"	90°	13490	100
18"	9"	12°	13412	99

## CUSTOM CAVITATION PLATES



These custom cavitation plates are made of stainless steel with a satin finish. Set includes chromed transom and plate bosses, stainless steel turnbuckles and screws. Stainless steel pins and clips are furnished to fasten turnbuckles to bosses. All necessary hardware for easy mounting is included. Sold per pair.

Length	Width	Transom Angle	Catalog No.	Item No.
18"	9"	90°	21219	468
20"	6 <sup>3</sup> / <sub>4</sub> "	90°	21229	471
30"	6 <sup>3</sup> / <sub>4</sub> "	90°	21239	474
18"	9"	12°	21212	467
20"	6 <sup>3</sup> / <sub>4</sub> "	12°	21222	470
30"	6 <sup>3</sup> / <sub>4</sub> "	12°	21232	473