

PULLEYS

DOUBLE SWIVEL PULLEY

CAST ALUMINUM



Competition double pulley set. Allows approximately 30° of swivel movement.

Pulley Diameter: 3³/₄"

Base Size: 1³/₄" x 4"

Catalog No.	Item No.
18902	393

STATIONARY PULLEY

CAST ALUMINUM



Same quality and precision machining as swivel type pulley. Available in single or double pulley configuration.

Pulley Diameter: 3³/₄"

Base Size: 1³/₄" x 4"

Description	Catalog No.	Item No.
Single	19001	396
Double	19002	398

FRONT STEERING PULLEY



This pulley is designed to mount on the engine stringer. Cast of 356-T-6 Aluminum with a highly polished finish. To be used with our Item Number 1271.

Catalog No.	Item No.
190359	1270

REAR STEERING PULLEY



Designed to mount on the outside of the engine stringer and adjust tension of the steering cable. Cast of 356-T-6 Aluminum with a highly polished finish.

Catalog No.	Item No.
190358	1271

CABLE STEERING PARTS

STEERING PARTS



Cable steering shown complete



STEERING POST - 4"
Catalog No. 18804 Item No. 382



SPROCKET 11 TOOTH

3/4" bore with a 3/16" key

Catalog No. 18811 Item No. 1680



STEERING POST - 6³/₄"
Catalog No. 18806 Item No. 384



SPROCKET 17 TOOTH

3/4" bore with a 3/16" key

Catalog No. 18817 Item No. 387



STEERING POST - 10"
Catalog No. 18802 Item No. 381

CABLE STEERING PARTS

CABLE CLAMPS



Securely fasten steering cables with these copper clamps. Provides a positive lock to to our stainless steel cable.

Diameter	Catalog No.	Item No.
3/16"	18443	340
5/32"	18432	341

STEERING CHAIN



Chain is 24" in length.

Catalog No.	Item No.
18807	385

STAINLESS STEEL STEERING CABLE



Non-corrosive, strong steering cable. Has a high resistance to abrasion.

Diameter	Catalog No.	Item No.
3/16"	18416	338

STEERING SHAFTS

Description	Catalog No.	Item No.
36" Steel	18838	389
48" Steel	18848	390
36" Stainless Steel	18858	391
48" Stainless Steel	18868	392

Shafts are 3/4" in diameter with a standard taper.

STEERING TURNBUCKLE



Catalog No.	Item No.
18808	386

STEERING BEARING



Catalog No.	Item No.
18805	383

STEERING • ADAPTERS

CUSTOM RACING WHEELS



Three spoke dished steering wheel. Rim is double dipped foam and spokes are polished stainless steel. The perfect wheel for competition or fun. **Black only.**

Diameter	Catalog No.	Item No.
12"	20220	414
13"	20221	415


COVICO CUSTOM STEERING WHEELS



High performance, deep dished steering wheel. Sturdy, non-corrosive polished stainless steel frame. **Black only.**

Diameter	Catalog No.	Item No.
13"	20222	2000
14"	20223	2010

CAP ASSEMBLY AND HUB ADAPTERS



Description	Catalog No.	Item No.
C. Cap Assembly	20240	417

Adapters

A. Rideguide	20241	418
B. Teleflex	20242	419
E. Steermaster	20243	420
D. 3/4 Standard	20244	421
B. Attwood	20245	422
B. Morse	20246	423

FORMULING STEERING WHEEL HUB ADAPTERS



Solid aluminum construction, no castings. Available in polished and four anodized colors.

For Morse, Detroit Marine, Steermaster and Teleflex steering systems:

Catalog No.	Item No.
S-901 Polished	2200
S-901 Black	2210
S-901 Blue	2220
S-901 Gold	2230
S-901 Red	2240

For Rideguide Steering:

Catalog No.	Item No.
S-903 Polished	2300
S-903 Black	2310
S-903 Blue	2320
S-903 Gold	2330
S-903 Red	2340

STEERING CABLES

STEERMASTER CABLES

STEERMASTER MARK II



Cable - MARK II

FOR DETERMINING REPLACEMENT CABLE LENGTH FOR A MARK II CABLE, MEASURE THE BLACK CASING ONLY.

Cable Length	Catalog No.	Item No.
9'□	203209□	437
10'□	203210□	438
11'□	203211□	439
12'□	203212□	440
13'□	203213□	441
14'□	203214□	442
15'□	203215□	443
16'□	203216□	444
17'□	203217□	445
18'□	203218□	446
20'□	203220□	447

STEERMASTER MARK III



Cable - MARK III

FOR DETERMINING REPLACEMENT CABLE LENGTH FOR A MARK III CABLE, MEASURE THE BLACK CASING AND ADD TWO FEET.


SteerMaster Hook Up Kit for Inboard
FOR MARK III ONLY - See Page 62

Cable Length	Catalog No.	Item No.
9'□	204009□	204209
10'□	204010□	204210
11'□	204011□	204211
12'□	204012□	204212
13'□	204013□	204213
14'□	204014□	204214
15'□	204015□	204215
16'□	204016□	204216
17'□	204017□	204217
18'□	204018□	204218
20'□	204020□	204220


STEERING SYSTEMS

RACK AND PINION STEERING

RACK AND PINION STAINLESS STEEL STEERING KIT



RACK AND PINION STAINLESS STEEL STEERING CABLE



Complete steering systems include cable, 90° helm and a 90° bezel. Systems available from 11' to 20' in 1' increments. System has a 700 lb. maximum working load at the tiller arm.

RACK AND PINION STEERING SYSTEM KIT

Cable Length	Catalog No.	Item No.
11'	206011	206011
12'	206012	206012
13'	206013	206013
14'	206014	206014
15'	206015	206015
16'	206016	206016
17'	206017	206017
18'	206018	206018
19'	206019	206019
20'	206020	206020

RACK AND PINION STEERING CABLE ONLY


Cable Length	Catalog No.	Item No.
11'	206211	206211
12'	206212	206212
13'	206213	206213
14'	206214	206214
15'	206215	206215
16'	206216	206216
17'	206217	206217
18'	206218	206218
19'	206219	206219
20'	206220	206220



TILT HELM

	Catalog No.	Item No.		Catalog No.	Item No.
20° Single	206203	206203	90° Single	206205	206205
20° Twin	206204	206204	90° Twin	206206	206206

TILLER KITS - FITS MK III RACK AND PINION AND ROTARY STEERING ONLY



Can be used for either inboard or outboard installation.



Can be used for inboard installation only.

	Catalog No.	Item No.
Inbd/Outbd Tiller Kit-S.S.	206003	206003
Tube Only - S.S.	206002	206002

	Catalog No.	Item No.
Inboard Tiller Kit	206004	206004
Tube Only - S.S.	206002	206002

STEERING SYSTEMS

ROTARY STEERING SYSTEMS



Complete steering systems include cable, 90 ° helm, and a 90° bezel. Systems available from 11' to 20' in 1' increments. System has a 300 lb. maximum working load at the tiller arm.

ROTARY STEERING SYSTEM KIT

Cable Length	Catalog No.	Item No.
11'	207011	207011
12'	207012	207012
13'	207013	207013
14'	207014	207014
15'	207015	207015
16'	207016	207016
17'	207017	207017
18'	207018	207018
19'	207019	207019
20'	207020	207020

ROTARY STEERING SYSTEM CABLE ONLY

Cable Length	Catalog No.	Item No.
11'	207211	207211
12'	207212	207212
13'	207213	207213
14'	207214	207214
15'	207215	207215
16'	207216	207216
17'	207217	207217
18'	207218	207218
19'	207219	207219
20'	207220	207220

ROTARY TILT HELM



	Catalog No.	Item No.
20° Single	207203	207203
20° Twin	207204	207204
90° Single	207205	207205
90° Twin	207206	207206



ROTARY HELM BOOT

	Catalog No.	Item No.
Black	206207	206207
White	207207	207207